

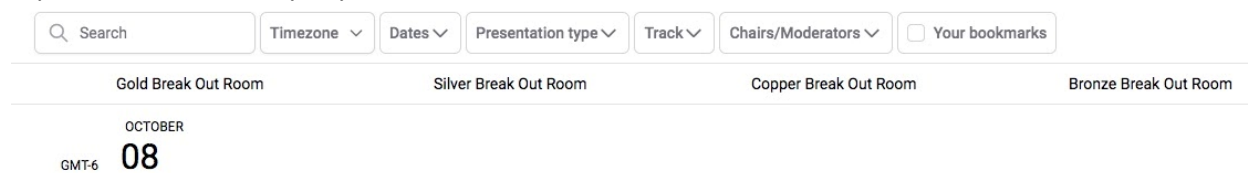
Using Oxford Abstracts to plan your RRF Conference schedule!

There are so many symposia and talks at the upcoming RRF 2021 virtual conference - how do you choose? Neotropical raptors, global solutions for raptor fatalities on power lines, sensory biology and ecology . . . three plenary talks, two socials and a poster session . . . an awards ceremony. If you are wondering how to easily view the conference and plan your schedule, we have tips for you!

How to Navigate Oxford Abstracts

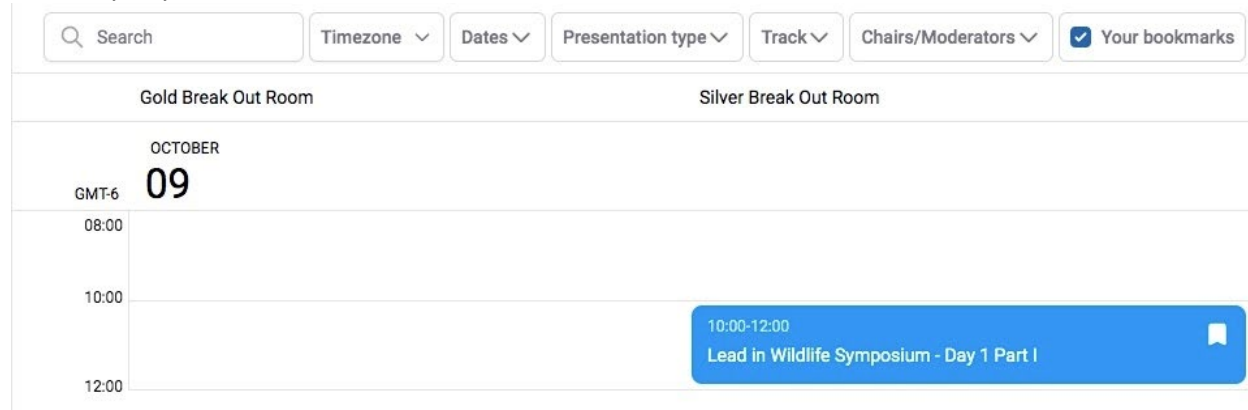
The full conference schedule is easy to view by clicking the [link to Oxford Abstracts](#).

Tip #1: First thing to know is that there are multiple ways to search the conference schedule. Use the top menu bar to scan by any of several criteria, like date, breakout room, or moderator.



A screenshot of the Oxford Abstracts search interface. At the top, there is a search bar and several filter buttons: "Timezone", "Dates", "Presentation type", "Track", "Chairs/Moderators", and "Your bookmarks" (with an unchecked checkbox). Below the filters, there are four breakout room options: "Gold Break Out Room", "Silver Break Out Room", "Copper Break Out Room", and "Bronze Break Out Room". The date is displayed as "OCTOBER 08" with "GMT-6" below it.

You can even bookmark the events that most interest you, and select only those to display, giving you a summary of your "can't miss" talks.



A screenshot of the Oxford Abstracts search interface with the "Your bookmarks" checkbox checked. The search results are filtered to show only the "Silver Break Out Room". The date is "OCTOBER 09" with "GMT-6" below it. A time axis on the left shows slots from 08:00 to 12:00. A blue event card is visible for the 10:00-12:00 slot, titled "Lead in Wildlife Symposium - Day 1 Part I", with a bookmark icon in the top right corner.

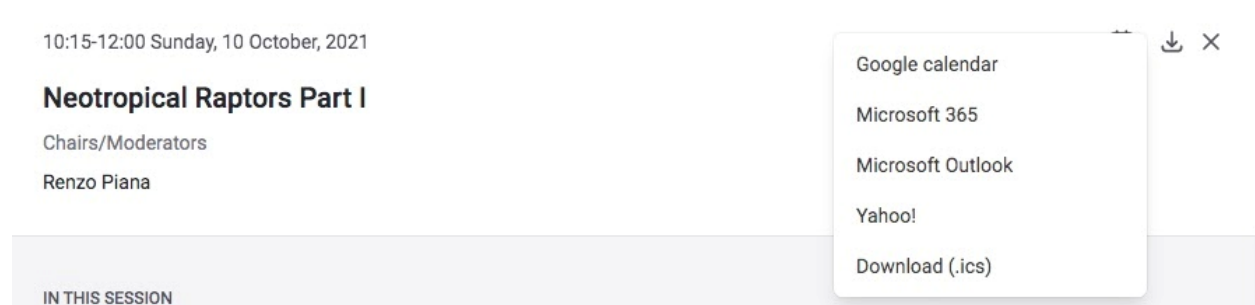
All conference events are color-coded, helping to scan through the schedule; look for plenary sessions for example - they're in green.



A screenshot of the Oxford Abstracts search interface showing a color-coded plenary session. The date is "OCTOBER 10" with "GMT-6" below it. A time axis on the left shows slots from 08:30 to 10:15. Three event cards are visible: a purple card for "Day 1 - Welcome and Announcements" (08:30-09:00), a green card for "Plenary - Karen Steenhof" (09:00-10:00), and a blue card for "Morning Break" (10:00-10:15).

Tip #2: Confused by time zones? Not a problem. You can select your time zone from the dropdown menu and display all events in the time zone where you live.

Tip #3: Got a busy schedule and need to put events directly on your calendar? Easy again! Click on a session, and several calendar options pop up. Choose the calendar that you use from the dropdown list.



10:15-12:00 Sunday, 10 October, 2021

Neotropical Raptors Part I

Chairs/Moderators
Renzo Piana

IN THIS SESSION

- Google calendar
- Microsoft 365
- Microsoft Outlook
- Yahoo!
- Download (.ics)

Tip #4: To see the schedule of presentations and their abstracts click on the session (e.g. Lead in Wildlife Day 1 Part 1) then scroll down to see the presentation titles, authors, and their times. Click on a presentation title for the abstract.

Your turn! Visit the [Oxford Abstracts page](#), look for your most important talks or events, and get ready.